

UNIT 11: ELECTRONIC DEVICES

Lesson 6: SKILLS 2

Timing: 1 period (45 minutes)

I. Objectives

1. Knowledge: By the end of this unit students can:

a. Skills:

- *Main skills*

Listening: listen for general and specific information about electronic devices

Writing: write a paragraph about electronic devices

b. Language:

Vocabulary: use some vocabulary about electronic devices

Grammar: use the simple future to write a paragraph

2. Competence

Understand the functions of electronic devices in the future.

3. Attitude

Students can develop communication skills and creativity, be collaborative and supportive in pair work and teamwork, and actively join in class activities.

II. Teaching aids (& materials)

Student book TA 9, ppt file, pictures.


III. Procedure

Activity 1: Setting the scene (5 minutes)

Goal	The activity aims at creating an active atmosphere in the class before the lesson and leading into the new unit		
Input	MATCHING		
		1. shade	A. sành điệu
	2. self-portrait	B. riêng tư	
	3. privacy	C. bóng	
	4. stylish	D. chân dung	
Procedure	- Ask Ss to match words with their meanings - Check the answers as a class - Lead into the new lesson		
Outcome	1. Ss have an exciting atmosphere to start the lesson 2. Answers: 1. C 2. D 3. B 4. A		

Activity 2: Preparing Ss for the listening text . Task 1: Look at the picture and answer the questions (5 minutes)

Goal	The activity aims at preparing Ss for the listening text.
-------------	---


Input	<p>1 Work in pairs. Discuss the following questions.</p>  <ol style="list-style-type: none"> 1. What is this electronic device? 2. Do you want to have one in your home? Why / Why not?
Procedure	Ss work in groups. Ask them to describe and answer the questions.
Outcome	<p>Expected answers:</p> <ol style="list-style-type: none"> 1. This electronic device is a robotic vacuum cleaner. 2. Yes, I want to have one in my home. Because it is flexible, convenient, and easy to use. It helps keep the floor clean without us having to clean it. Thanks to that we can save time and effort.

Activity 2 : Listening for specific information. Task 2: Listen to a conversation and choose the correct answer A, B, or C. (5 minutes)


Goal	The activity aims to help Ss develop the skill of listening for specific information.
Input	<p>2 You will hear Trang talking about her favourite electronic device. Listen and choose the correct answer A, B, or C. 🎧</p> <ol style="list-style-type: none"> 1. In Trang's opinion, cleaning the floor _____. <ul style="list-style-type: none"> A. is an easy and interesting task B. is boring and takes a lot of time C. can only be done by housekeepers 2. Trang's current robotic vacuum cleaner can clean _____. <ul style="list-style-type: none"> A. almost every dust, spot, and dirty mark in her house B. only dust, spots, and dirty marks that we can see C. dust, spots, and dirty marks under human control 3. If you drop crumbs to the floor, robotic vacuum cleaners of the future will come by and _____. <ul style="list-style-type: none"> A. wipe all of them with a rubber B. suck them all up C. remind you to clean them 4. In the future, laser technology will enable robot vacuum cleaners to _____. <ul style="list-style-type: none"> A. get to any floor or room in our houses B. climb stairs and open doors or drawers C. see everything on the ground
Procedure	<ul style="list-style-type: none"> - Ask Ss to work in pairs to read the sentences to underline the keywords - Play the recording once for Ss choose the answers - Check Ss' answers and play the recording again for them to better understand the conversation
Outcome	1. B

	2. A
	3. A
	4. A.

Activity 3 : Listening for specific information more. Task 3: Listen again and in the blank with one word (10 minutes)

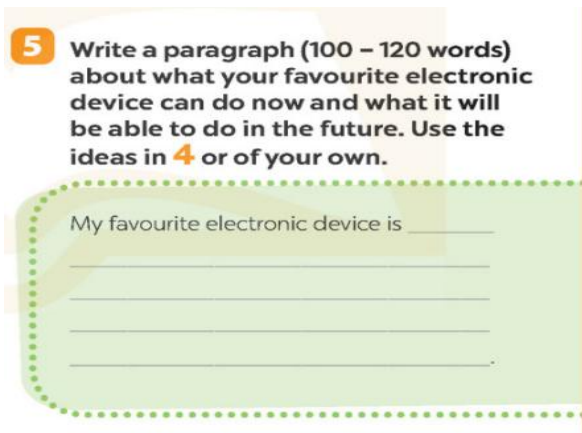
Goal	The activity aims at helping Ss develop the skill of listening for specific information.
Input	 <p>3 Listen again and fill in each blank with ONE word that you hear.</p> <ol style="list-style-type: none"> 1. Trang can control her current robotic vacuum cleaner with an app on her _____. 2. Trang's current robotic vacuum cleaner is easy to store and _____. 3. Robotic vacuum cleaners of the future will be able to recognise patterns and then take _____. 4. Trang thinks robotic vacuum cleaners will be more _____ to us in the future.
Procedure	<ul style="list-style-type: none"> - Have Ss to read the summary and guess the possible words to fill in each blank - Remind them to think about part of speech and singular or plural forms of words - Play the recording once for Ss to fill in the blanks - Ask Ss share their answers in pairs - Check Ss' answers and play the recording again them to better understand - Correct mistake of necessary
Outcome	<p>Answer key:</p> <ol style="list-style-type: none"> 1. smartphone 2. carry 3. action 4. helpful

Activity 4 : Brainstorming ideas for writing (5 minutes)

Goal	The activity aims at helping Ss to prepare the opinion for the writing.
Input	 <p>4 Think of one of your favourite electronic devices. Make notes of your answers to the following questions.</p> <ul style="list-style-type: none"> - What is your favourite electronic device? - What can it do for you now? - What will it be able to do for you in the future?
Procedure	<ul style="list-style-type: none"> - Have Ss work in pair to ask and answer the given questions - Ask some pairs of Ss to demonstrate the questions and answers - Correct their pronunciation if necessary

Outcome	<p>Expected answers:</p> <ul style="list-style-type: none"> - My favorite electronic device is a smartwatch. - It can monitor health and fitness such as heart rate, steps taken, calories burned, daily exercise routines and even stress levels. I can also use it to text messages, call, listen to music and set alarms, it allows me to stay connected without constantly checking smartphones. - In the future, it can have more advanced health tracking features like blood oxygen, and blood pressure monitoring. It might use algorithms to predict health issues or provide personalized health recommendations based on gathered data.
----------------	---

Activity 5 : Writing a paragraph. Task 5: (10 minutes)

Goal	The activity aims at helping Ss practice writing a paragraph (100 - 120 words)
Input	
Procedure	<ul style="list-style-type: none"> - T reminds Ss that the first important thing is always to think about what they are going to write. Ss can use the ideas in Activity 4 or of their own. - Asks Ss to brainstorm the ideas and needed language for the writing. - Ask Ss to write the first draft individually. T may display all or some of the Ss' writings on the wall / bulletin board. T and other Ss comment. - Ss edit and revise their writing as homework. If time is limited, T may ask Ss to write the final version at home.
Outcome	<p>Expected answers:</p> <p>My favorite electronic device is a smartwatch. Currently, it helps me stay connected and track my fitness. It also allows me to receive notifications, answer calls, and</p>

	<p>control music right from my wrist. With its built-in fitness tracking features, it monitors my steps, heart rate, and sleep patterns, helping me maintain a healthy lifestyle.</p> <p>In the future, I think my smartwatch will become even more advanced. It will likely incorporate advanced health monitoring technologies, providing real-time analysis of vital signs, and even detecting early signs of potential health issues. Additionally, it will be able to seamlessly integrate with other smart devices, allowing me to control home automation, make secure payments, and navigate augmented realities.</p> <p>As technology continues to evolve, smartwatches like mine hold the potential to become one of our indispensable companions.</p>
--	--

Wrap-up: (5 minutes)

a. Wrap-up

- summarize the main points of the lesson.

b. Homework

- Rewrite the paragraph in the notebooks;
- Do exercises in the workbook.